

Reach mast technology
saves space

Maximum throughput with the
lowest energy consumption

Generously designed
operator workplace

Sensitive handling whilst
driving and lifting

Assistance systems to
adapt trucks to your
specific application



ETV 318/320/325/ETM 325

Electric reach truck (1,800/2,000/2,500 kg)

Space-saving design, high performance data, innovative technology and optimum ergonomic working conditions. These are the strengths of the Jungheinrich reach truck. Whether it is being used in pallet, drive-through or drive-in racking; for extremely narrow areas or low clearances; or for single shift or multishift operation: The Series 3 reach trucks offer the perfect solution for every application.

The main advantages:

- Space saving with narrow aisle widths from 2,790 mm.
- Residual capacities of 1000 kg to 13 metres lift height.
- The very latest drive and control technology ensures greater throughput performance whilst at the same time reducing energy consumption.

The advanced ergonomics and technology increase operator productivity thanks to:

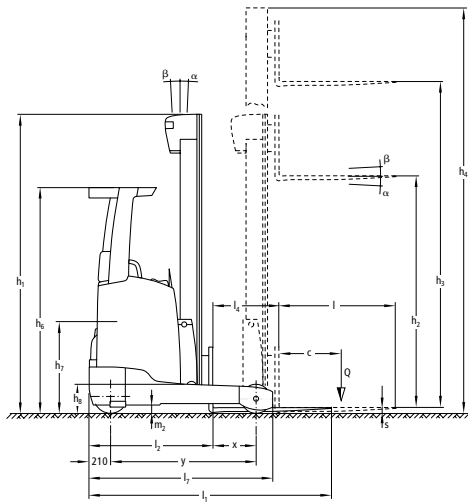
- Outstanding visibility through the panoramic overhead guard both when in motion and when stacking pallets, thanks to the panoramic overhead guard.
- Automotive pedal configuration.
- curveCONTROL – automatic speed reduction when cornering.

180° and 360° steering: Allows the operator to select minimum turning radius or fastest change in travel direction. When travelling straight ahead, the steering wheel spinner knob is always positioned at the ergonomically ideal 9 o'clock position.

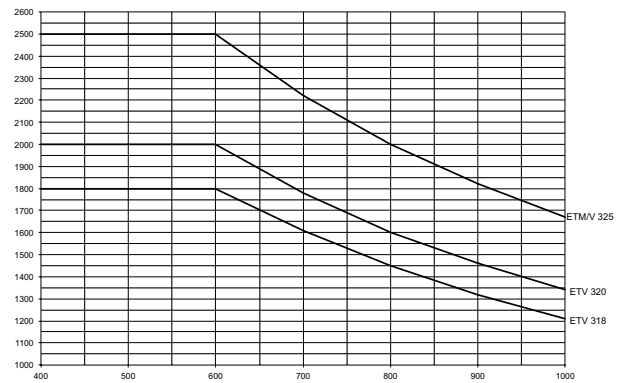
soloPILOT control lever: For sensitive stacking, even at high lift heights.

The right configuration for your needs: An extensive catalogue of options with a wide variety of assistance systems and battery versions from 560 to 930 Ah ensures the truck can be adapted to suit any application.

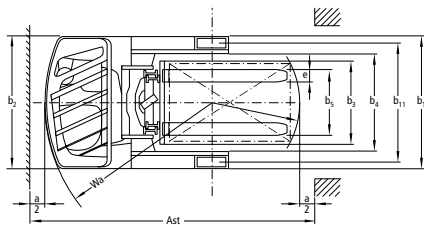
ETV 318/320/325/ETM 325



Capacity (kg)



Load centre distance "c" in mm



Standard mast types ETV 318/ETV 320/ETM 325/ETV 325						
Designation	Lift h_3 (mm)	Closed mast height h_1 (mm)	Free lift h_2 (mm)	Extended mast height h_4 (mm)	Mast tilt forward / back a/β (°)	Fork tilt forwards/backwards ¹⁾ a/β (°)
Triplex DZ	4250	2050	1320	4996	1/5	-
	4700	2200	1470	5446	1/5	-
	5000	2300	1570	5746	1/5	-
	5300	2400	1670	6046	1/5	-
	5600	2500	1770	6346	1/3	-
	5900	2600	1870	6646	0,5/2	-
	6200	2700	1970	6946	0,5/2	2/5
	6500	2800	2070	7246	0,5/2	2/5
	6800	2900	2170	7546	0,5/2	2/5
	7400	3100	2370	8146	0,5/1	2/5
	8000	3300	2570	8746	0,5/1	2/5
	8420	3440	2710	9166	0,5/1	2/5
	8720	3540	2810	9466	0,5/1	2/5
	9110	3670	2940	9856	0,5/1	2/5
	9620	3840	3110	10366	-	2/5
	9950	3950	3220	10696	-	2/5
	10220	4100	3370	10966	-	2/5
	10520	4200	3470	11266	-	2/5
	10700	4260	3530	11446	-	2/5
	10880	4320	3590	11626	-	2/5
	11120	4400	3670	11866	-	2/5
11510	4530	3800	12256	-	2/5	
12020 ²⁾	4700	3970	12766	-	2/5	
12530 ²⁾	4870	4140	13276	-	2/5	
12830 ²⁾	4970	4240	13576	-	2/5	
13000 ²⁾	5026	4296	13746	-	2/5	

¹⁾ Fork tilt for ETV series only

²⁾ Only ETV 320 / 325

Technical data in line with VDI 2198

		Jungheinrich							
			ETV 318	ETV 320	ETM 325	ETV 325			
Identification	1.1	Manufacturer (abbreviation)							
	1.2	Model							
	1.3	Drive	Electric						
	1.4	Manual, pedestrian, stand-on, seated, order picker operation	transverse seat						
	1.5	Load capacity/rated load	Q	t	1.8	2	2.5	2.5	
	1.6	Load centre distance	c	mm	600				
	1.8	Load distance	x	mm	364 ¹⁾	412 ¹⁾	389 ¹⁾	487 ¹⁾	
	1.8.1	Load distance, mast reached forward	x ₁	mm	205	230	230	230	
	1.9	Wheelbase	y	mm	1,460	1,518	1,673	1,673	
Weights	2.1.1	Net weight incl. battery (see row 6.5)		kg	3,522	3,650	3,895	3,700	
	2.3	Axle load without load front/rear		kg	2,074 / 1,448	2,163 / 1,487	2,274 / 1,621	2,264 / 1,436	
	2.4	Axle loading forks forward with load at front / rear		kg	446 / 4,876	558 / 5,092	366 / 6,029	602 / 5,598	
	2.5	Axle loading forks retracted with load at front / rear		kg	1,805 / 3,517	1,953 / 3,397	2,057 / 4,338	2,032 / 4,168	
Wheels / frame	3.1	Tyres	Vulkollan®						
	3.2	Tyre size, front		mm	Ø 343 x 114	Ø 343 x 114	Ø 343 x 140	Ø 343 x 140	
	3.3	Tyre size, rear		mm	Ø 285 x 100	Ø 355 x 106	Ø 355 x 135	Ø 355 x 135	
	3.5	Wheels, number front/rear (x = driven wheels)			1x / 2				
	3.7	Tread width, rear	b ₁₁	mm	1,136	1,155	1,034	1,184	
Basic dimensions	4.1	Tilt of mast/fork carriage forward/backward	α/β	°	1/5 ²⁾				
	4.2	Mast height (lowered)	h ₁	mm	2,400				
	4.3	Free lift	h ₂	mm	1,670				
	4.4	Lift	h ₃	mm	5,300				
	4.5	Extended mast height	h ₄	mm	6,046				
	4.7	Height of overhead guard	h ₆	mm	2,190				
	4.8	Seat height/stand height	h ₇	mm	1,057				
	4.10	height of support arms	h ₈	mm	285 ⁷⁾	355 ⁷⁾	355 ⁷⁾	355 ⁷⁾	
	4.19	Overall length	l ₁	mm	2,418 ¹⁾	2,459 ¹⁾	2,547 ¹⁾	2,547 ¹⁾	
	4.20	Length to face of forks	l ₂	mm	1,306 ¹⁾	1,316 ¹⁾	1,494 ¹⁾	1,396 ¹⁾	
	4.21	Overall width	b ₁ /b ₂	mm	1,270 / 1,270	1,290 / 1,270	1,198 / 1,120	1,348 / 1,270	
	4.22	Fork dimensions	s/e/l	mm	40 / 120 / 1,150	50 / 140 / 1,150	50 / 140 / 1,150	50 / 140 / 1,150	
	4.23	Fork carriage ISO 2328, class/type A, B			2B				
	4.24	Fork carriage width	b ₃	mm	830				
	4.25	Width across forks	b ₅	mm	335 / 730	356 / 750	356 / 580	356 / 750	
	4.26	Width between support arms/loading surfaces	b ₄	mm	940	940	790	940	
	4.28	Mast reach	l ₄	mm	569 ¹⁾	624 ¹⁾	703 ¹⁾	736 ¹⁾	
	4.32	Ground clearance, centre of wheelbase	m ₂	mm	80	95	95	95	
	4.32.1	Ground clearance at lowest point		mm	30				
4.33	Aisle width for pallets 1000 x 1200 sideways	Ast	mm	2,737 ¹⁾	2,750 ¹⁾	2,921 ¹⁾	2,854 ¹⁾		
4.34	Aisle width for pallets 800 x 1200 lengthways	Ast	mm	2,790 ¹⁾	2,794 ¹⁾	2,969 ¹⁾	2,883 ¹⁾		
4.35	Turning radius	W _a	mm	1,663	1,710	1,865	1,865		
4.37	Length over the support arms	l ₇	mm	1,842	1,920	2,075	2,075		
Performance data	5.1	Travel speed, laden/unladen		km/h	14 / 14 ⁵⁾	14 / 14 ⁵⁾	14 / 14	14 / 14	
	5.2	Lift speed, laden/unladen		m/s	0.38 / 0.64 ⁶⁾	0.38 / 0.64 ⁶⁾	0.35 / 0.64	0.35 / 0.64	
	5.3	Lowering speed, laden/unladen		m/s	0.55 / 0.55				
	5.4	Traverse speed w. / w.o. load		m/s	0.2 / 0.2 ⁶⁾	0.2 / 0.2 ⁶⁾	0.2 / 0.2	0.2 / 0.2	
	5.7	Gradeability laden/unladen		%	7 / 11				
	5.8	Max. gradeability, laden/unladen		%	9 / 13	10 / 15	10 / 15	10 / 15	
	5.9	Acceleration time w. / w.o. load		S	4.6 / 4.2 ⁵⁾	4.6 / 4.2 ⁵⁾	5.4 / 4.8	5.4 / 4.8	
	5.10	Service brake			electric				
	6.1	Drive motor, output S2 60 min.		kW	8.5 ⁵⁾	8.5 ⁵⁾	8.5	8.5	
	6.2	Lift motor, output at S3 15%		kW	15.5 ⁶⁾	15.5 ⁶⁾	15.5	15.5	
Electrics	6.3	Battery as per DIN 43531 / 35/36 A, B, C, no			DIN 43531 - C	DIN 43531 - C	DIN 43531 - B	DIN 43531 - C	
	6.4	Battery voltage/nominal capacity K5		V/Ah	48 / 620 ³⁾	48 / 620	48 / 775	48 / 620	
	6.5	Battery weight		kg	1,005	1,005	1,210	1,005	
	6.6	Energy consumption according to VDI cycle		kWh/h	4.3 ⁴⁾	4.5 ⁴⁾	4.9	4.9	
	6.7	Throughput		t/h	72.8 ⁴⁾	85.4 ⁴⁾	99.2	99.2	
	6.8	Energy consumption at max. throughput		kWh/h	4.1 ⁴⁾	4.15 ⁴⁾	4.3	4.3	
	Misc.	8.1	Type of drive control			Mosfet / AC			
		8.2	Working pressure for attachments		bar	150			
8.3		Oil flow for attachments		l/min	20				
8.4		Sound pressure level at operator's ear as per EN 12053		dB (A)	68				

¹⁾ different battery sizes change these values

²⁾ mast-dependent

³⁾ Maximum battery size 775 Ah

⁴⁾ With drive&liftPLUS options package

⁵⁾ With drivePLUS options package

⁶⁾ With liftPLUS options package

⁷⁾ With load wheel cover: + 30 mm

Benefit from the advantages



Ergonomic cab



Unobstructed visibility thanks to panorama roof



soloPILOT

High-performance mast

Jungheinrich masts guarantee maximum safety and space utilisation to high lift heights.

- Triplex masts with lifting heights up to 13,000 mm.
- Excellent visibility to the load.
- Lowest clearances at high lift heights.
- High residual capacities even at high lift heights.
- Optional mast reach cushioning.

Ergonomic cab

The comfort of the operator's seat provides the ideal working conditions for maximum performance.

- Fabric seat with adjustment options for seating position, backrest and body weight.
- Plenty of storage options.
- Important truck controls are within easy reach.
- Generous space, even for tall operators.
- Electric steering (choose 180° or 360° mode). When driving in a straight line, the steering wheel spinner knob is always at the optimum ergonomic position.
- Standard automotive layout of pedals.
- Panoramic overhead guard for an unobstructed view of the raised load (optional).

soloPILOT control lever

- The control lever for activating all hydraulic functions and also selecting the direction of travel and the horn.
- All the controls are within the operator's field of vision and are clearly designated for each specific function.
- Travel direction switch features intuitive direction change.
- Sensitive control of all functions for operating accuracy within millimetres.
- Extra attachments – e.g. a fork positioner (optional) – can be comfortably controlled with the soloPILOT.
- multiPILOT available as option.

Easy-to-read colour display

High-quality control instruments for displaying the most important operating data.

- Display of direction of travel and wheel position.
- Battery status with display of time remaining until the next charging.
- A choice of three travel programs for individual adaptation to any needs.
- Operating hours and time of day.
- Lift height (optional).
- Load weight (optional).
- EasyAccess: Keyless access system via softkey, PIN code or transponder card (optional).

Assistance systems and options

For more power and less load:

- operationCONTROL continuously measures the load weight and compares it with the residual capacity of the truck. When approaching the limit value, an optical warning is triggered on the operator display in conjunction with an acoustic warning.
- positionCONTROL with SNAP function for simple and fast stacking without additional pressing of buttons.
- Warehouse Control transfers stacking orders from the warehouse management system automatically. This prevents stacking errors.
- Anti-slip system ensures more traction on wet or dusty surfaces.
- Fork arm camera with ergonomically adjustable monitor enables safe and efficient stacking and retrieval.

Equipment packages for different operating conditions

- 'Efficiency' for the longest operating time with one battery.
- 'drivePLUS' for applications with frequent long routes.
- 'liftPLUS' for extensive lifting to high lift heights.
- Holder for radio data terminal, writing board or video monitor, for example.



Earth Moving and Material Handling Equipment
Jeddah-Al-Nahda Dist-Prince Sultan Str.
Kingdom of Saudi Arabia
P.O. Box 52269 Jeddah 21563
Email kbahaa@arabian-roots.com
Mob +966 590950582
Tel +966 126996628 Ext: 245
Fax +966 126221473

The German production facilities in Norderstedt, Moosburg and Landsberg are certified. ISO 9001 ISO 14001

Jungheinrich fork lift trucks meet European safety requirements.



JUNGHEINRICH
Machines. Ideas. Solutions.